



## **Kenora Police Services Board Regular Meeting Agenda**

**Thursday, November 28, 2019  
8:00 a.m.  
OPP Detachment**

---

### **1. Roll Call**

### **2. Declarations of Pecuniary Interest**

### **3. Approval of the Agenda – Resolution #1**

### **4. Presentations/Delegations**

### **5. Minutes of the Previous Meeting(s) – Resolution #2**

- Regular Kenora Police Services Board – September 9, 2019

### **6. Business Arising from Minutes (Outstanding Items)**

- Primary causal factors in fatal motor vehicle collisions – reporting zero
- Strategic Plan
- Feedback on D/C Performance Review Template
- Proportion of OPP Budget spent on Desktop

### **7. Receipt of Correspondence – Resolution #3**

- September 10 – S. Dias – webinar Community Safety, Substance Use & Homelessness – Promising Paths Forward
- September 12 – S. Dias – 2018 Risk Driven Tracking Database Annual Report
- September 12 – H. Pihulak – 2018 Progress Report Kenora
- September 12 – H. Pihulak – OPP Strategic Plan
- September 12 – H. Pihulak – 2017-2019 OPP Action Plan
- September 20 – H. Pihulak – Letter to Minister Tribollo visit to Kenora
- September 25 – S. Dias – Webinar recording link
- October 13 – D. Bruyere – OACP Zone 1 Meeting Presentation
- October 23 – S. Dias – Mental Health & Addictions Strategy Toronto PSB
- October 29 – S. Dias – OHFRN Webinar - Affordable Housing
- November 2 – OAPSB OPP Governance Summit
- November 2 – OACP Zone 1 – minutes and report
- November 2 – G. Ramburuth – Reappointment of S. Dias to PSB
- November 4 – OAPSB – Next Generation 911 Joint Committee Statement
- November 21 - S. Dias – Naloxone with OPP
- November 21 – S. Dias – Diversity with Board Members

### **8. New Business**

- Zone 1 OACP/OAPSB Joint Meeting Report from Attendees
- OAPSB OPP Governance Summit Attendance – January 30 2020 Toronto
- Upcoming Ministry Training

**9. Detachment Commander's Report – Resolution #4**

- September 2019 Statistical Information
- Calls for Service 2016-2019
- October 2019 Statistical Information

**10. Next Meeting Date**

- January 30, 2019 @ 9:00 a.m. – City Hall Council Chambers

**11. Adjourn – Resolution #5**



## **Kenora Police Services Board Regular Meeting Minutes**

**Monday, September 9, 2019**

9:00 a.m.

OPP Detachment

---

**Present:** S. Dias, Board Chair  
A. Poirier, Member  
D. Canfield, Member  
H. Pihulak, Board Secretary  
D. Reynard, Member  
T. Thompson, Acting Staff Sargent  
J. Duggan, Detachment Commander  
A. Illman, Staff Sargent

**Regrets:** W. Van Belleghem, Vice Chair

**Guest:** Henry Wall, Kenora District Services Board CEO

### **1. Roll Call**

Members of the Board introduced themselves along with OPP staff present.

### **2. Declarations of Pecuniary Interest**

There were none declared.

### **3. Approval of the Agenda – Resolution #1**

**Moved by A. Poirier, Seconded by D. Canfield & Carried:-**

That the agenda of the Regular Kenora Police Services Board meeting September 9, 2019 be hereby accepted as presented.

### **4. Presentations/Delegations**

#### **Henry Wall, Kenora District Services Board CEO**

Henry Wall, CEO of the Kenora District Services Board was present to have a dialogue with the Kenora Police Services Board on the challenges in the community and what they are seeing in the community with mental health and addictions.

There will be many improvements at the shelter facility but it will be what the public sees outside of the Knox United Church which will be important. We need to have a strategy to ensure the public doesn't see what they saw previously and ensure the resources are in place to address these community concerns. Having a communications strategy when reopened will be key.

There is a perception in the community that now that the service hub is closed, the problem has disappeared. This is not true and the problem has just shifted from the downtown core to other areas.

There will be a completely different type of structure for the shelter when it reopens, a 7 p.m. to 7 a.m. operation. There will be increased patrols but communicating to the people who use the shelter the message will be if you abuse the privilege of using the shelter and abusing it, it will close permanently. They will need to respect the role of the shelter and should that not happen, it will close.

A new software system will be used which communicates with all shelters across the country and we will be able to see where the person has been and what shelter they have been at with any history. Information and data sharing will be important. Want to ensure the police have active data and sharing that with the police. The goal is the same is that families that the KDSB houses are safe and improving data with the OPP will assist with that.

The Board needs to think about what we need in this community and what the next steps are to the issues we are facing.

There are judicial challenges with our system that are not working and the police do all the work to deal with the drug dealers and end up back on the street. That is an epic fail of the judicial system. The judicial system is a piece of the solution and it isn't the OPP's fault they are doing their job, it's the judicial system that is failing.

The jail is full and over capacity and the provincial and federal government have to step up and build larger jails. The large majority of the people in the jail are from surrounding communities. The OPP are working on a strategy to get the people back into their communities, lessening the burden on the jail system so it can hold the people that are dealing the drugs.

When the homelessness review was done in 2018 there was approximately 230 people who were homeless in the City of Kenora. Looking at the reasons for homeless, number one is addictions and substance abuse. 62 said they are struggling with addiction and there are many Federal policies that impact and create homeless in our region. If you are from an outlying First Nation community and come to Kenora because you do not have access to health services in your community, as soon as you deem to be a resident of Kenora, all the support from the First Nation community drops off. You have families who are relocated because of medical reasons, they drop off of support from their community and then are then living off social services in Kenora. Depending on where you are, treaty rights don't exist supports need to be in place for those people regardless. Health care needs to be in the discussion. Mental Health and addictions need to be part of the shelter program. There will need to be accountability. The shelter shouldn't be the destination, the first question we should ask is how do we get them to permanent housing. Having a shelter without the next step of transitional housing does not work. We need to have housing built which is happening but not quickly enough. Without addictions treatment in the community, it is difficult to get them off the drugs. The shelter and other agencies are running beyond capacity and we need to get the additional resources to the forefront to get the resources here to help the situation.

From a Mental Health and Addictions perspective the system has been underfunded for over 10 years and in a crisis situation now. They are at full capacity and are always evaluating who they service and support. Sara is evaluating what is available to support the shelter, and what resources they can provide. The second piece is around the

addictions piece, concurrent disorder organization, 47% of people going back to the emergency department with addictions issues. 38 admissions to date and only open 4 months. These people have high addiction related needs. Those discussions need to happen at this board or intervention pieces won't happen. You need the nursing support to go with these challenges as they have high medical needs. We need to decide as a community and if it isn't here, how are we going to provide the pathway to the next level of services. CMHA has one diversion court worker for the entire Northwest. One worker for an entire geographic region. The level of complexity and workload is increasing and in order to maintain the level of expertise requires a lot of supervision and if you don't have the qualified people to do the work you will not have success.

What are we advocating for this region in order for us to be successful? As a Board, we need to provide a formal response and have an obligation to support our community.

With this new funding that they are investing in mental health and addictions, is any of that funding going to flow this way. The only money we have seen is the safe bed program which was not funded properly in order to operate. In order to be successful we need to have the proper funding. We need the stock of housing in order to provide the rent subsidy funding that is offered so is not applicable to our area at this time.

This community does have a drug court and there has been some conversation around ensuring that the drug court is adhering to the fidelity of the program. It is underfunded so ensuring their adequate resources available to the program is important.

It is suggested that we have a joint meeting with Council and the Board and develop a joint recommendation. Minister Tibollo will be coming to Kenora and to have an opportunity to hear from the KDSB and the Board would be beneficial.

Mr. Wall was thanked for this presentation and he thanked the OPP for their continued support and the work of the OPP.

## **5. Minutes of the Previous Meeting(s) – Resolution #2**

### **Moved by D. Canfield, Seconded by A. Poirier & Carried:-**

That the minutes of the last regular meeting of the Kenora Police Services Board held June 18, 2019 be confirmed as written and circulated.

## **6. Business Arising from Minutes (Outstanding Items)**

- Primary causal factors in fatal motor vehicle collisions – reporting zero

It is still a province wide problem and will leave it on the agenda until it is cleared up.

- Strategic Plan (Jeff to provide to Secretary for distribution)

Jeff provided the documents electronically to Heather prior to the meeting which Heather will send everything out to the Board for their review.

- Feedback on D/C Performance Review Template

Heather will resend the template Sara shared to the board.

## **7. Receipt of Correspondence – Resolution #3**

### **Moved by D. Reynard, Seconded by A. Poirier & Carried:-**

That the following correspondence be hereby received by the Kenora Police Services Board: -

- July 2, 2019 – Chief Medical Officer of Health 2017 Annual report
- July 23, 2019 – Medic Alert/OPP Training Video
- August 2, 2019 – D. Bruyere – Letter to Premier Ford
- August 29, 2019 – Community Safety & Well Being Planning
- August 30, 2019 – OAPSB – Input Section 10 OPP Review Invitation
- September 5, 2019 – Zone 1 OACP / OAPSB Joint Meeting Agenda/Registration
- Sept 6, 2019 – Allan Bonner mail information

## **8. New Business**

### **➤ Zone 1 OACP/OAPSB Joint Meeting Attendance**

An updated agenda was sent out on Saturday. Dave is able to attend, Jeff would attend if he receives approval and Sara will confirm with her agenda if she can make it work. Heather will confirm arrangements for those who can attend.

### **➤ Community Safety Forum Feedback and Comments – Next Steps**

The Board discussed the Community Forums that were held at the end of July. The morning session was a different crowd and there was much more of a flow to the meeting, not as much tension. Most of the speakers were factual and presented as an older crowd and there was a lot of good information shared. Whether you agree with needle program or not, there was good information as to why it exists. The evening was very different, speakers said things that weren't factual. There were a lot of frustrations in the room but people understand better now, why the needle exchange program is here. If you went with an open mind you learned. Some people it changed, but overall it was important that we hosted and information was shared.

That community meeting would cover our annual community public meeting but should revisit a community meeting in the spring as there will be time that the shelter has been open. It opens dialogue and gives people a true picture of what is going on. The Board agreed this was a good approach.

### **➤ Proportion of OPP Budget spent on Desktop**

Board Chair Dias referenced the presentation by FSET at the last meeting and requested D/C Duggan to look into the proportion of OPP budget that is spent on desktop. D/C Duggan suggested they do spend a great deal on IT services and computers, but cannot put a figure to that. He will see if he can put together some figures.

### **➤ Procedural Bylaw – Resolution #4**

### **Moved by D. Canfield, A. Poirier & Carried:-**

That the Kenora Police Services Board hereby adopts a Procedural Bylaw for the Kenora Police Services Board; and further

That the Board Chair and Board Secretary be hereby authorized to execute the bylaw for this purpose.

Board Secretary Heather Pihulak advised the Board that she could not locate a procedural bylaw for the Board and one needs to be in place. She received a letter from the Ministry reminding Boards of the governance mandates in the Police Services Act and part of that is governance of the Board. The Board discussed the draft bylaw contents and agreed to pass as presented and make any amendments in the future as required. A consistent meeting schedule will now be set as well as the determined months that the board will not meet.

➤ Location of Meetings

Heather requested the meetings be held at City Hall whenever possible as it makes it more accessible for everyone being located downtown.

**9. Detachment Commander's Report – Resolution #5**

**Moved by A. Poirier, Seconded by D. Canfield & Carried:-**

That the Kenora Police Services Board hereby accepts the Kenora OPP May, June, July and August 2019 monthly reports as presented.

**Discussion:**

D/C Duggan reviewed his report which represents May, June, July and August. Some numbers will fluctuate slightly as things will continue to change as cases are resolved.

We need to be considered a hub community by the province and this is something we need to advocate for as a board.

D/C Duggan reviewed the Kenora OPP Historical data and report data provided to the Board.

There are a number of sexual assault trained personnel that follow these sexual assault cases through the process.

Highway traffic charges are down as the calls for service are so high there is not as much time for officers to focus on traffic related enforcement.

Foot patrol hours reported in the report are not reflective of actual foot patrols and D/C Duggan will look into that as he is confident there were more hours that are not reflected. There are some reporting issues that are not reflected accurately in the report and admin is looking into those.

There has been some media attention and word that we are getting rid of our marine and trails unit. Our marine and trails unit are being incorporated back into shift, It means that they will form part of the platoons. They will be working days and nights. Others are trained on marine, and it allows us to get other people out and they are required so many hours in training each year. They will train marine and trails members and can monitor hours spent on marine duties. We will monitor to ensure that there is still coverage in water, but calls for service are up and we need the staff on shift for other purposes and

when they did review of other positions we have we can put them back in shift and can access them for other purposes. That has been relayed to the member of parliament and the Premier. We are still doing marine patrol and have 5 boats and joint patrols with MNR but actual marine and trails unit we had are just integrated back into shift. Will monitor hours and ensure they are getting out in boat as much as possible.

The OPP have announced that they are going to fill all NW Region vacancies and this is unprecedented. They have told us that Northwest and Northeast will fill all vacancies. There is one recruit coming in October and four at the end of January. As far as vacancies go we will be full by end of next summer.

Aboriginal Family and Children's services have a new unit that is starting today. They have four on the ground workers and one coordinator to find missing kids. Darryl Redsky is the coordinator and they are starting today and going through training and get that out in the media and get attention it deserves. Working with how that will work but will work a lot like the street reach program in Manitoba and will work with OPP team directly. ACFS is broken up into different communities. The OPP are really hoping this unit will reduce our calls for service by reaching out to find these kids and increase success and decrease calls for service.

Emergency shelter reopening and the OPP are working on day 46 when it opens and have made a lot of very good progress. Working really closely with NeChee to try and focus on the needs of the community and capacity of shelter and how to make it more successful as it goes forward. We need to get this done right or it will be a permanent shut down if we don't get this right. This community wants to see something different and if we don't get this right, as a community we can't afford that.

Safe bed program through CMHA and KDSB. 38 referrals to the safe bed program. There are three avenues for referral and the officers have been determining those streams for entering the clients to those programs and take people somewhere that is safe and get the services they need.

Noted in the August statistics there is a perception in the community because the shelter opened at the Church the crime has exploded. There is a misconception that has been perpetuated as the stats are the same year over year and have not increased.

When we look at the calls for service, is there a way to take those numbers and digest them to determine what the top five reasons are for the calls for service. D/C Duggan will look into if he can report that way. What triggers those calls for service, it gives us more data to address with the province what types of calls we are being billed for.

#### **10. Next Meeting Date**

➤ Thursday, October 31<sup>st</sup> @ 9:00 a.m. City Hall Council Chambers

#### **11. Adjourn to a Closed Session – Resolution #6**

#### **Moved by A. Poirier, Seconded by D. Canfield & Carried:-**

Subsection 35(4) of the Police Services Act authorizes the Kenora Police Services Board to adjourn to a Closed Session at 10:45 a.m. to discuss matters pertaining to the following:



(b) Intimate financial or personal matters or other matters may be disclosed of such a nature, having regard to the circumstances, that the desirability of avoiding their disclosure in the interest of any person affected or in the public interest outweighs the desirability of adhering to the principle that proceedings be open to the public.

**12. Reconvene to Open Session with Any Reports**

There were no reports from the closed session.

**Moved by D. Reynard, Seconded by A. Poirier & Carried:-**

That the Regular Kenora Police Services Board meeting be hereby adjourned at 10:52 a.m. with no reports from its closed session.



Kenora Detachment  
350 Hwy 17A  
Kenora, On, P9N 3X7  
807-548-5534

Inspector Jeff Duggan  
Detachment Commander

---

# Report to Kenora Police Services Board

**September 2019**

Financial:

Municipal Revenue

<b>Sep</b>
\$4185.25

Policing Costs:

Estimated Annual Costs – 2011	<b>\$ 6,687,785.00</b>
Actual Costs – 2011	<b>\$ 6,171,359.00</b>
Estimated Annual costs – 2012	<b>\$ 6,817,707.00</b>
Actual Annual Costs – 2012	<b>\$ 5,882,408.00</b>
Estimated Annual costs – 2013	<b>\$ 6,781,887.00</b>
Actual Annual costs – 2013	<b>\$ 5,917,335.00</b>
Estimated costs – 2014	<b>\$6,669,205.00</b>
Actual costs – 2014	<b>\$6,712,397.00</b>
Estimated costs – 2015	<b>\$6,344,757.00</b>
Actual Annual Costs – 2015	<b>\$6,464,472.00</b>
Estimated costs – 2016	<b>\$ 6,063,248.00</b>
Actual Costs – 2016	<b>\$6,025,428.00</b>
Estimated costs – 2017	<b>\$ 5,684,673.00</b>
Actual cost – 2017	<b>\$5,631,454.00</b>
Estimate Costs – 2018	<b>\$5,729,785.00</b>
<b>Actual Costs – 2018</b>	<b>\$ 5,813,375.00</b>
<b>Estimated Costs – 2019</b>	<b>\$ 6,271,428.00</b>

# Operations:

Total Number of Calls for Service:

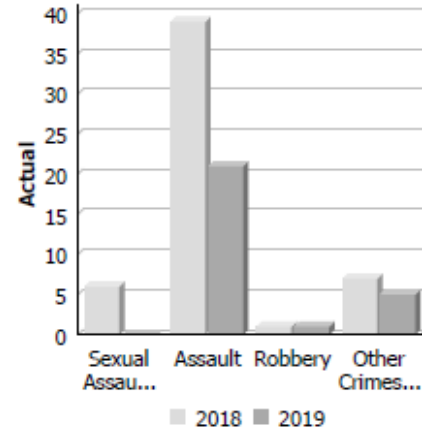
Sep
<b>1709</b>



**Police Services Board Report for Kenora  
Records Management System  
September - 2019**

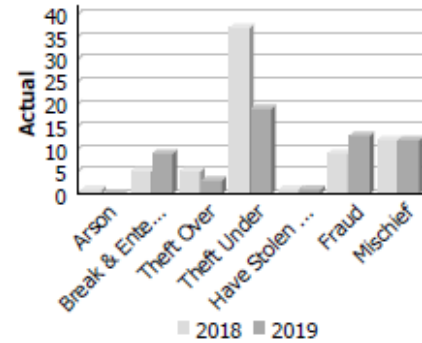
**Violent Crime**

Actual	September			Year to Date - September		
	2018	2019	% Change	2018	2019	% Change
Murder	0	0	--	1	0	-100.0%
Other Offences Causing Death	0	0	--	0	0	--
Attempted Murder	0	0	--	0	0	--
Sexual Assault	6	0	-100.0%	35	32	-8.6%
Assault	39	21	-46.2%	284	252	-11.3%
Abduction	0	0	--	1	5	400.0%
Robbery	1	1	0.0%	17	8	-52.9%
Other Crimes Against a Person	7	5	-28.6%	57	69	21.1%
<b>Total</b>	<b>53</b>	<b>27</b>	<b>-49.1%</b>	<b>395</b>	<b>366</b>	<b>-7.3%</b>



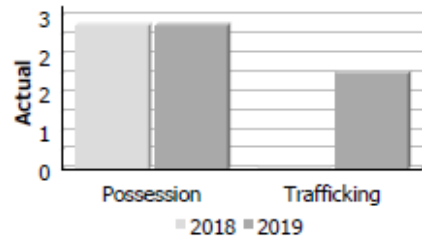
**Property Crime**

Actual	September			Year to Date - September		
	2018	2019	% Change	2018	2019	% Change
Arson	1	0	-100.0%	4	0	-100.0%
Break & Enter	5	9	80.0%	63	88	39.7%
Theft Over	5	3	-40.0%	27	30	11.1%
Theft Under	37	19	-48.6%	389	324	-16.7%
Have Stolen Goods	1	1	0.0%	6	11	83.3%
Fraud	9	13	44.4%	103	79	-23.3%
Mischief	12	12	0.0%	147	157	6.8%
<b>Total</b>	<b>70</b>	<b>57</b>	<b>-18.6%</b>	<b>739</b>	<b>689</b>	<b>-6.8%</b>



**Drug Crime**

Actual	September			Year to Date - September		
	2018	2019	% Change	2018	2019	% Change
Possession	3	3	0.0%	28	32	14.3%
Trafficking	0	2	--	16	9	-43.8%
Importation and Production	0	0	--	1	0	-100.0%
<b>Total</b>	<b>3</b>	<b>5</b>	<b>66.7%</b>	<b>45</b>	<b>41</b>	<b>-8.9%</b>

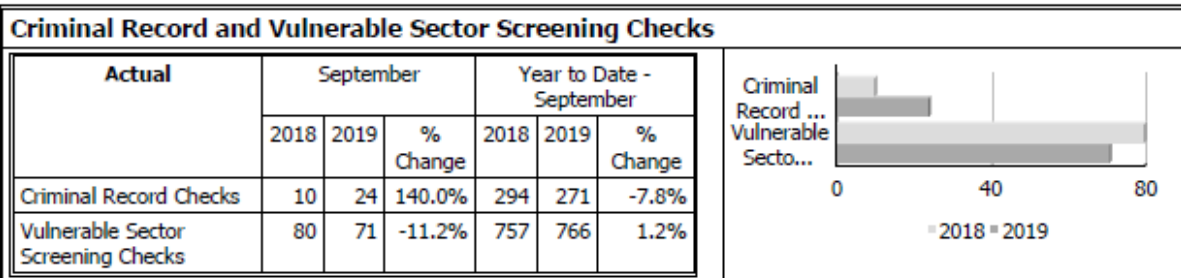
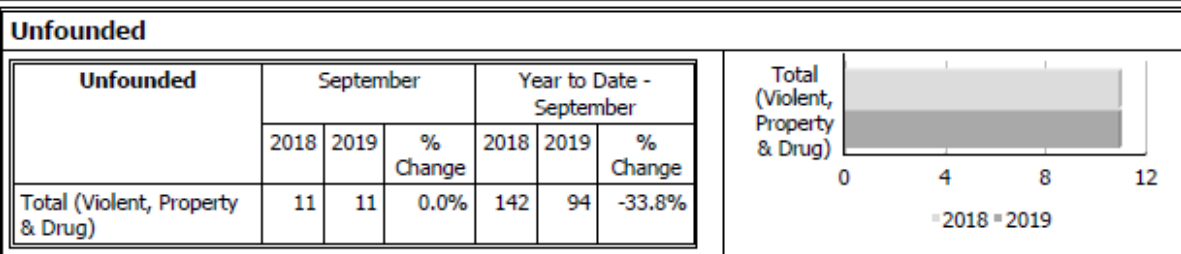
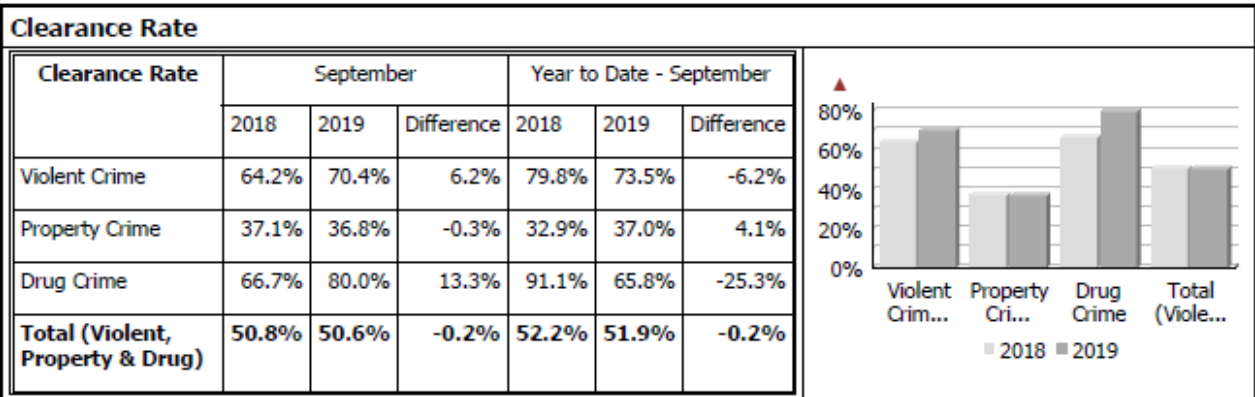


Detachment: 2F - KENORA  
 Location code(s): 2F00 - KENORA  
 Area code(s): 2008 - Kenora  
 Data source date:  
 2019/10/12

Report Generated by:  
 Clifford, Charlene

Report Generated on:  
 Oct 23, 2019 9:43:48 AM  
 PP-CSC-Operational Planning-4300

**Police Services Board Report for Kenora  
Records Management System  
September - 2019**



Data contained within this report is dynamic in nature and numbers will change over time as the Ontario Provincial Police continue to investigate and solve crime.

**Data Utilized**

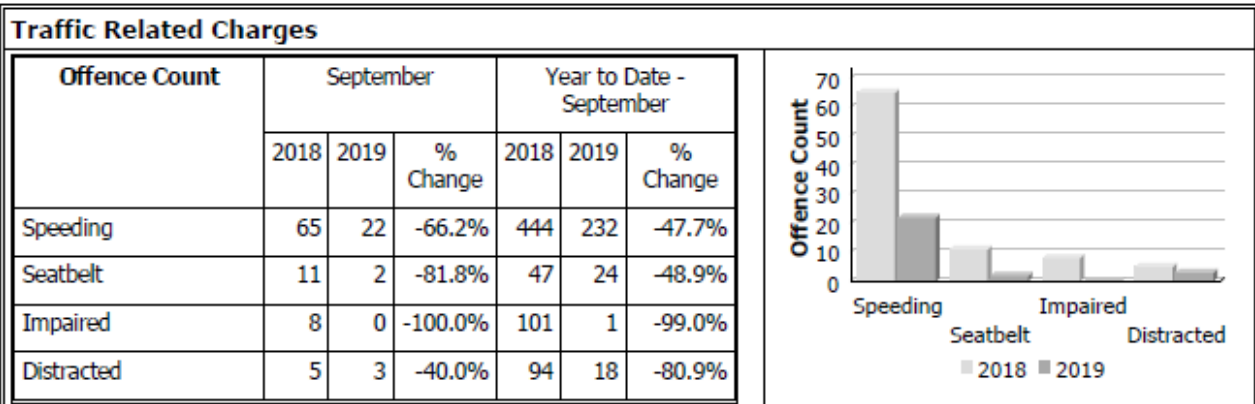
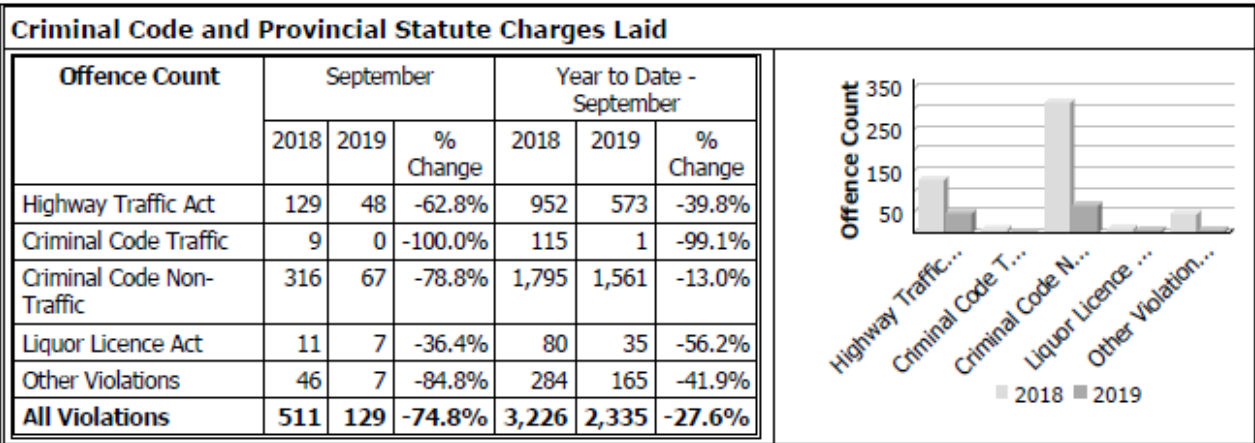
- Major Crimes
- Niche RMS All Offence Level Business Intelligence Cube

**Detachment:** 2F - KENORA  
**Location code(s):** 2F00 - KENORA  
**Area code(s):** 2008 - Kenora  
**Data source date:**  
 2019/10/12

**Report Generated by:**  
 Clifford, Charlene

**Report Generated on:**  
 Oct 23, 2019 9:43:48 AM  
 PP-CSC-Operational Planning-4300

**Police Services Board Report for Kenora  
Integrated Court Offence Network  
September - 2019**



Integrated Court Offence Network data is updated on a monthly basis: Data could be as much as a month and a half behind.

**Data Utilized**

- Ministry of Attorney General, Integrated Court Offence Network
- Integrated Court Offence Network Charge Business Intelligence Cube

**Detachment:** 2F - KENORA  
**Location code(s):** 2F00 - KENORA  
**Data source date:**  
 Oct 22, 2019 8:44:17 AM

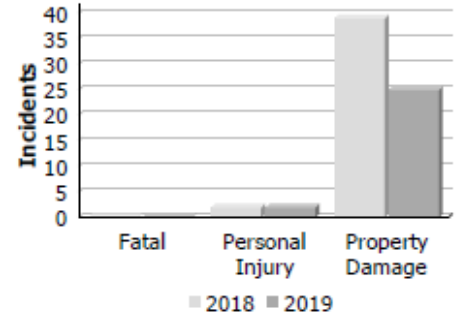
**Report Generated by:**  
 Clifford, Charlene

**Report Generated on:**  
 Oct 23, 2019 9:54:52 AM  
 PP-CSC-Operational Planning-4300



**Police Services Board Report for Kenora  
Collision Reporting System  
September - 2019**

<b>Motor Vehicle Collisions by Type</b>						
Incidents	September			Year to Date - September		
	2018	2019	% Change	2018	2019	% Change
Fatal	0	0	--	1	2	100.0%
Personal Injury	2	2	0.0%	15	25	66.7%
Property Damage	39	25	-35.9%	308	256	-16.9%
<b>Total</b>	<b>41</b>	<b>27</b>	<b>-34.1%</b>	<b>324</b>	<b>283</b>	<b>-12.7%</b>



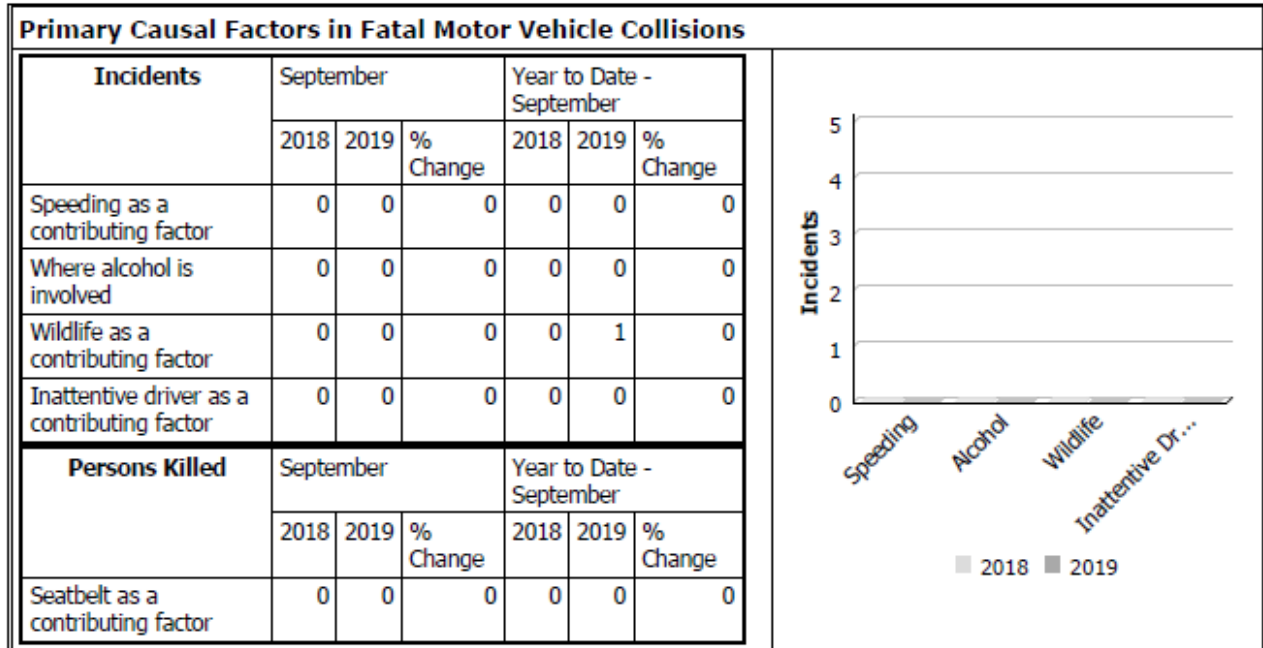
<b>Fatalities in Detachment Area</b>							
Incidents		September			Year to Date - September		
		2018	2019	% Change	2018	2019	% Change
Motor Vehicle Collision	Fatal Incidents	0	0	--	1	1	0.0%
	Alcohol Related	0	0	--	0	0	--
Off-Road Vehicle	Fatal Incidents	0	0	--	0	0	--
	Alcohol Related	0	0	--	0	0	--
Motorized Snow Vehicle	Fatal Incidents	0	0	--	0	1	--
	Alcohol Related	0	0	--	0	0	--
Persons Killed		September			Year to Date - September		
		2018	2019	% Change	2018	2019	% Change
Motor Vehicle Collision		0	0	--	1	1	0.0%
Off-Road Vehicle		0	0	--	0	0	--
Motorized Snow Vehicle		0	0	--	0	1	--

Detachment: 2F - KENORA  
Location code(s): 2F00-KENORA  
Data source date:  
2019/10/22

Report Generated by:  
Clifford, Charlene

Report Generated on:  
Oct 23, 2019 9:47:49 AM  
PP-CSC-Operational Planning-4300

**Police Services Board Report for Kenora  
Collision Reporting System  
September - 2019**



**Data Utilized**

- SQL online application reporting system – OPP CRS 2.3.09
- Collision Reporting System Business Intelligence Cube

**Detachment:** 2F - KENORA  
**Location code(s):** 2F00-KENORA  
**Data source date:**  
 2019/10/22

**Report Generated by:**  
 Clifford, Charlene

**Report Generated on:**  
 Oct 23, 2019 9:47:49 AM  
 PP-CSC-Operational Planning-4300

**Police Services Board Report for Kenora  
2019/Sep**

<b>Public Complaints</b>	
Policy	0
Service	0
Conduct	0

**Date information collected from Professional Standards Bureau Commander Reports:** 2019-10-23

**Data Source**

Ontario Provincial Police, Professional Standards Bureau Commander Reports

- Includes all public policy, service and conduct complaints submitted to the Office of the Independent Police Review Director (OIPRD)

<b>Secondary Employment</b>

<b>Daily Activity Reporting Patrol Hours</b>	
<b>Total Hours</b>	<b>2019/Sep</b>
Number of Cruiser Patrol Hours	433.50
Number of Motorcycle Patrol Hours	0.00
Number of Marine Patrol Hours	0.00
Number of ATV Patrol Hours	0.00
Number of Snowmobile Patrol Hours	0.00
Number of Bicycle Patrol Hours	0.00
Number of Foot Patrol Hours	57.25
Number of School Patrol Hours	75.25

**Data source (Daily Activity Reporting System) date:** 2019/11/08

**Detachment:** 2F - KENORA

**Location code(s):** 2F00 - KENORA

**Area code(s):** 2008 - Kenora (old association)

**Report Generated by:**  
Clifford, Charlene

**Report Generated on:**  
Oct 23, 2019 9:50:16 AM  
PP-CSC-Operational Planning-4300

Policing” a Partnership with the Community

**COMMUNITY SERVICES OFFICER REPORT – April**

Cst. Laurie Harkof

Kenora

**School activities:**

P/C HARKOF started to teach the KIDS program at St. Louis School, Keewatin Public to the Grade 6 class.

P/C HARKOF and P/C CANFIELD also assisted with calls for service and continue to conduct foot patrol in the downtown core. P/C CANFIELD and HARKOF provided court security as well. Officers continue to conduct foot patrols in all of the schools.

**Community Activities**

P/C HARKOF continued duties as the media officer and co-chair of Safe Communities Kenora. P/C HARKOF and P/C CANFIELD assisted with the Family Safety Night at the white cap pavilion alongside other emergency services.

P/C HARKOF and P/C CANFIELD provided traffic control to the schools for the Terry Fox Run.

Policing” a Partnership with the Community

## **COMMUNITY SERVICES OFFICER REPORT – May**

Cst. Jason Canfield

Kenora

### **COMMUNITY POLICING**

**School activities:** Constable Jason Canfield is now full time CSO with P/C Harkof.

P/C Canfield has completed multiple presentations to Saint Thomas Aquinas High school grade 7 and 8's regarding drug use and the Cannabis laws.

PC Canfield has continues walk through in the school and surrounding property to help stop the use of tobacco and drugs within the school boundary line.

P/C Canfield has continued to go to Northern Youth Center to interact and workout with the 4 youth that are there.

PC Canfield continues with Project Sunset with the grade 6 class at Evergreen.

PC Canfield has been attending downtown businesses and completing more foot patrols in an attempt to curb unwanted foot traffic.

PC Canfield is continuing to interact with troubled youth and assist with diversions when needed in order to get them back on the right track.

PC Canfield has finished OPP Kids classes in King George, SMB along with Bimose school which was shared with PC Harkof.

**Community Activities:** P/C Canfield conducted duties as the Media Relations Officer, and a Recruitment Ambassador and is on various committees including the Safe Communities and Co-chair with Safe Grad..



Kenora Detachment  
350 Hwy 17A  
Kenora, On, P9N 3X7  
807-548-5534

Inspector Jeff Duggan  
Detachment Commander

---

# Report to Kenora Police Services Board

**October 2019**

---

Financial:

Municipal Revenue

<b>Oct</b>
\$3660.21

Policing Costs:

Estimated Annual Costs – 2011	<b>\$ 6,687,785.00</b>
Actual Costs – 2011	<b>\$ 6,171,359.00</b>
Estimated Annual costs – 2012	<b>\$ 6,817,707.00</b>
Actual Annual Costs – 2012	<b>\$ 5,882,408.00</b>
Estimated Annual costs – 2013	<b>\$ 6,781,887.00</b>
Actual Annual costs – 2013	<b>\$ 5,917,335.00</b>
Estimated costs – 2014	<b>\$6,669,205.00</b>
Actual costs – 2014	<b>\$6,712,397.00</b>
Estimated costs – 2015	<b>\$6,344,757.00</b>
Actual Annual Costs – 2015	<b>\$6,464,472.00</b>
Estimated costs – 2016	<b>\$ 6,063,248.00</b>
Actual Costs – 2016	<b>\$6,025,428.00</b>
Estimated costs – 2017	<b>\$ 5,684,673.00</b>
Actual cost – 2017	<b>\$5,631,454.00</b>
Estimate Costs – 2018	<b>\$5,729,785.00</b>

# Operations:

Total Number of Calls for Service:

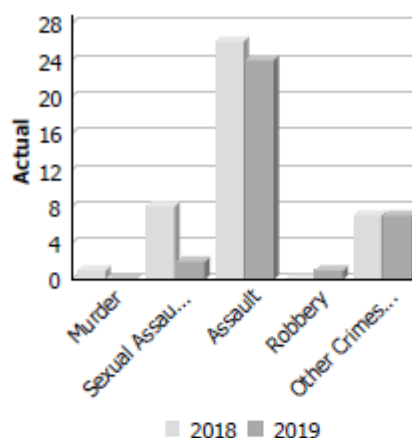
Oct
<b>1530</b>



**Police Services Board Report for Kenora  
Records Management System  
October - 2019**

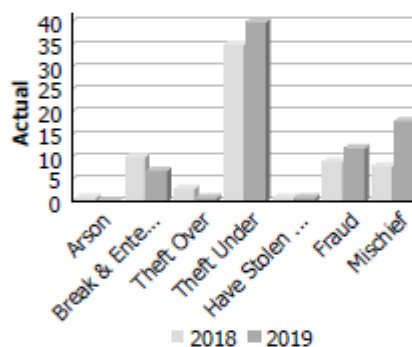
**Violent Crime**

Actual	October			Year to Date - October		
	2018	2019	% Change	2018	2019	% Change
Murder	1	0	-100.0%	2	0	-100.0%
Other Offences Causing Death	0	0	--	0	0	--
Attempted Murder	0	0	--	0	0	--
Sexual Assault	8	2	-75.0%	43	32	-25.6%
Assault	26	24	-7.7%	310	287	-7.4%
Abduction	0	0	--	1	5	400.0%
Robbery	0	1	--	18	9	-50.0%
Other Crimes Against a Person	7	7	0.0%	64	78	21.9%
<b>Total</b>	<b>42</b>	<b>34</b>	<b>-19.0%</b>	<b>438</b>	<b>411</b>	<b>-6.2%</b>



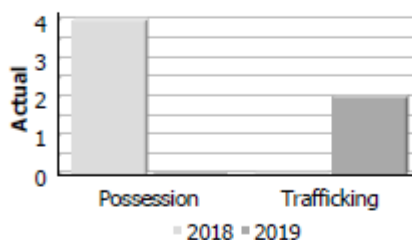
**Property Crime**

Actual	October			Year to Date - October		
	2018	2019	% Change	2018	2019	% Change
Arson	1	0	-100.0%	5	0	-100.0%
Break & Enter	10	7	-30.0%	73	97	32.9%
Theft Over	3	1	-66.7%	30	30	0.0%
Theft Under	35	40	14.3%	424	379	-10.6%
Have Stolen Goods	1	1	0.0%	7	13	85.7%
Fraud	9	12	33.3%	112	92	-17.9%
Mischief	8	18	125.0%	156	191	22.4%
<b>Total</b>	<b>67</b>	<b>79</b>	<b>17.9%</b>	<b>807</b>	<b>802</b>	<b>-0.6%</b>



**Drug Crime**

Actual	October			Year to Date - October		
	2018	2019	% Change	2018	2019	% Change
Possession	4	0	-100.0%	32	32	0.0%
Trafficking	0	2	--	16	12	-25.0%
Importation and Production	0	0	--	1	0	-100.0%
<b>Total</b>	<b>4</b>	<b>2</b>	<b>-50.0%</b>	<b>49</b>	<b>44</b>	<b>-10.2%</b>

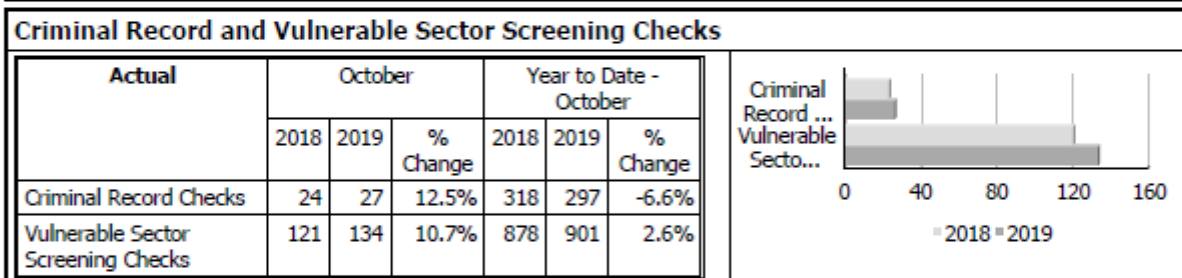
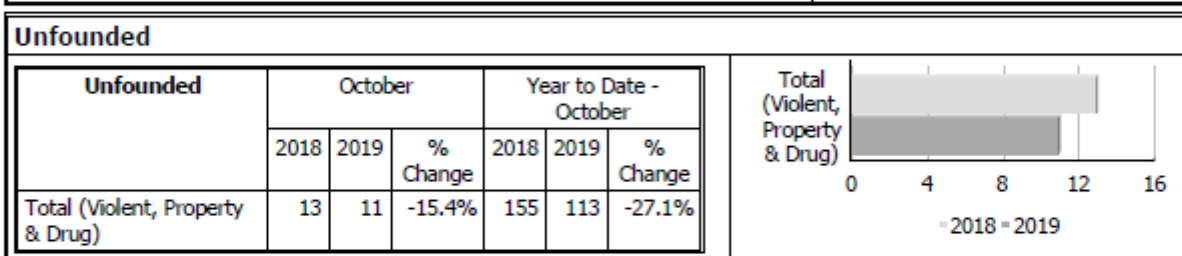
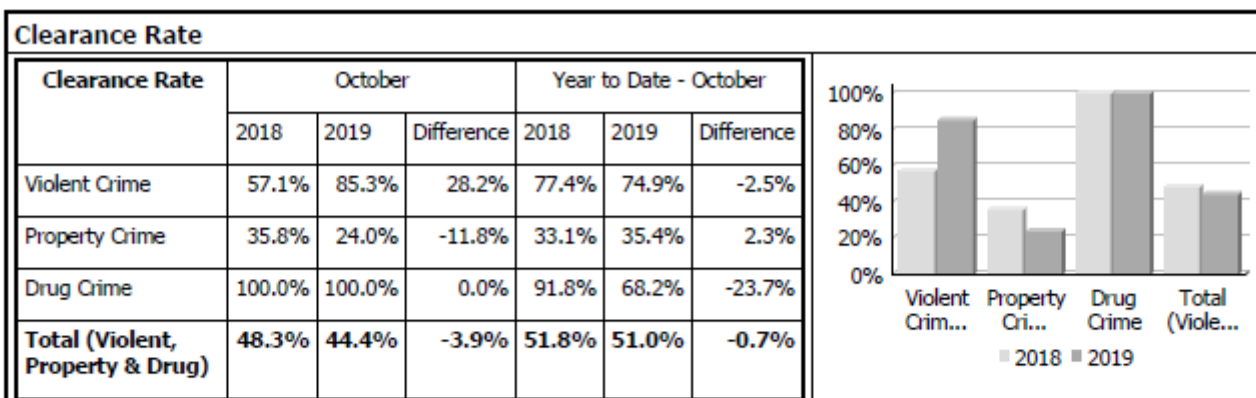


Detachment: 2F - KENORA  
Location code(s): 2F00 - KENORA  
Area code(s): 2008 - Kenora  
Data source date:  
2019/11/23

Report Generated by:  
Clifford, Charlene

Report Generated on:  
Nov 26, 2019 8:45:10 AM  
PP-CSC-Operational Planning-4300

**Police Services Board Report for Kenora  
Records Management System  
October - 2019**



Data contained within this report is dynamic in nature and numbers will change over time as the Ontario Provincial Police continue to investigate and solve crime.

**Data Utilized**

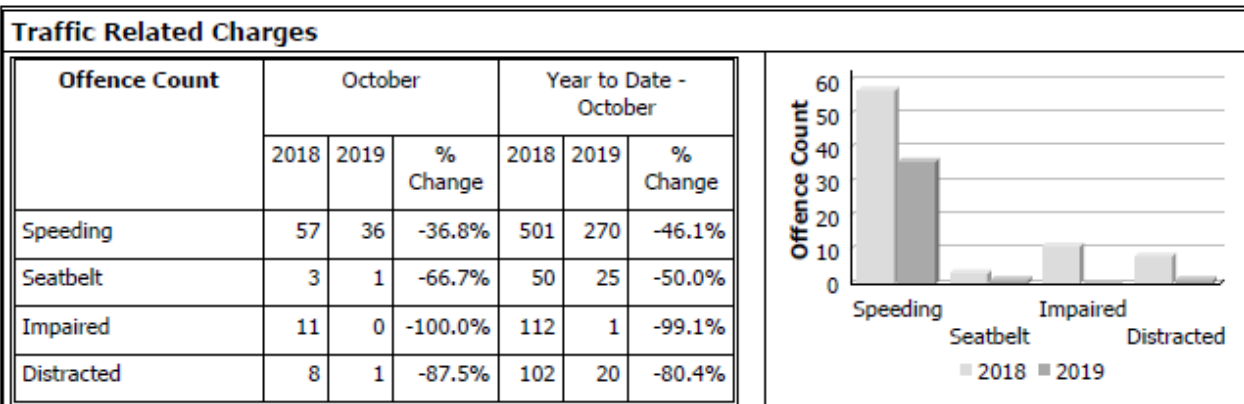
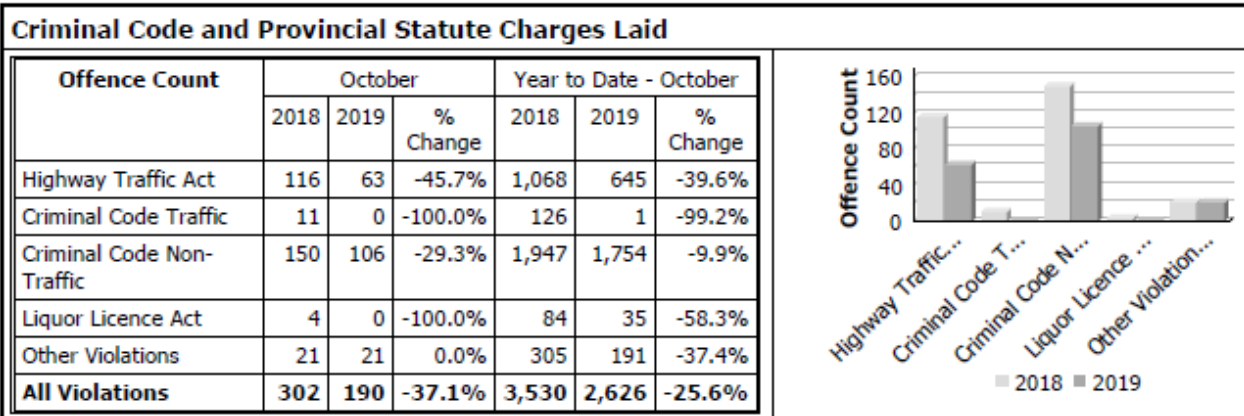
- Major Crimes
- Niche RMS All Offence Level Business Intelligence Cube

**Detachment:** 2F - KENORA  
**Location code(s):** 2F00 - KENORA  
**Area code(s):** 2008 - Kenora  
**Data source date:**  
 2019/11/23

**Report Generated by:**  
 Clifford, Charlene

**Report Generated on:**  
 Nov 26, 2019 8:45:10 AM  
 PP-CSC-Operational Planning-4300

**Police Services Board Report for Kenora  
Integrated Court Offence Network  
October - 2019**



Integrated Court Offence Network data is updated on a monthly basis: Data could be as much as a month and a half behind.

**Data Utilized**

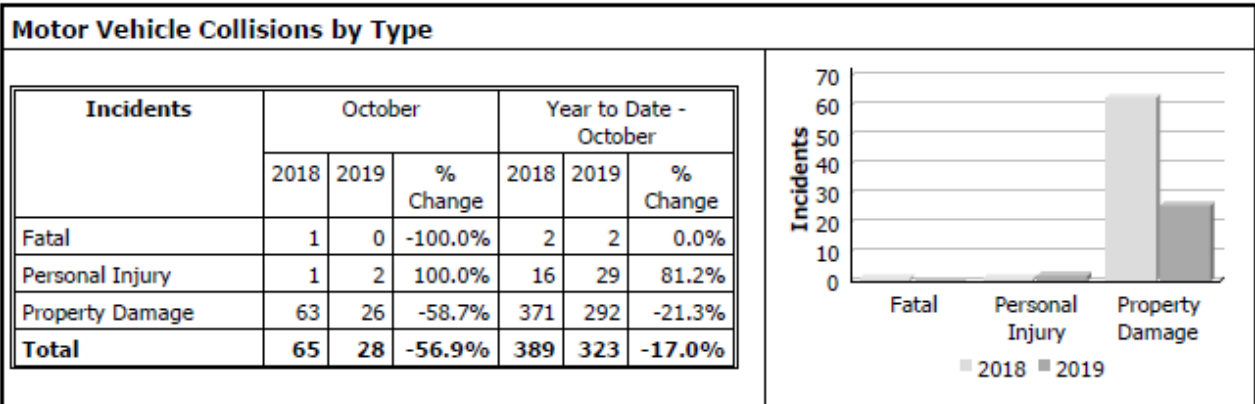
- Ministry of Attorney General, Integrated Court Offence Network
- Integrated Court Offence Network Charge Business Intelligence Cube

**Detachment:** 2F - KENORA  
**Location code(s):** 2F00 - KENORA  
**Data source date:**  
 Nov 18, 2019 10:40:19 AM

**Report Generated by:**  
 Clifford, Charlene

**Report Generated on:**  
 Nov 26, 2019 9:06:59 AM  
 PP-CSC-Operational Planning-4300

**Police Services Board Report for Kenora  
Collision Reporting System  
October - 2019**



**Fatalities in Detachment Area**

Incidents		October			Year to Date - October		
		2018	2019	% Change	2018	2019	% Change
Motor Vehicle Collision	Fatal Incidents	1	0	-100.0%	2	1	-50.0%
	Alcohol Related	0	0	--	0	0	--
Off-Road Vehicle	Fatal Incidents	0	0	--	0	0	--
	Alcohol Related	0	0	--	0	0	--
Motorized Snow Vehicle	Fatal Incidents	0	0	--	0	1	--
	Alcohol Related	0	0	--	0	0	--

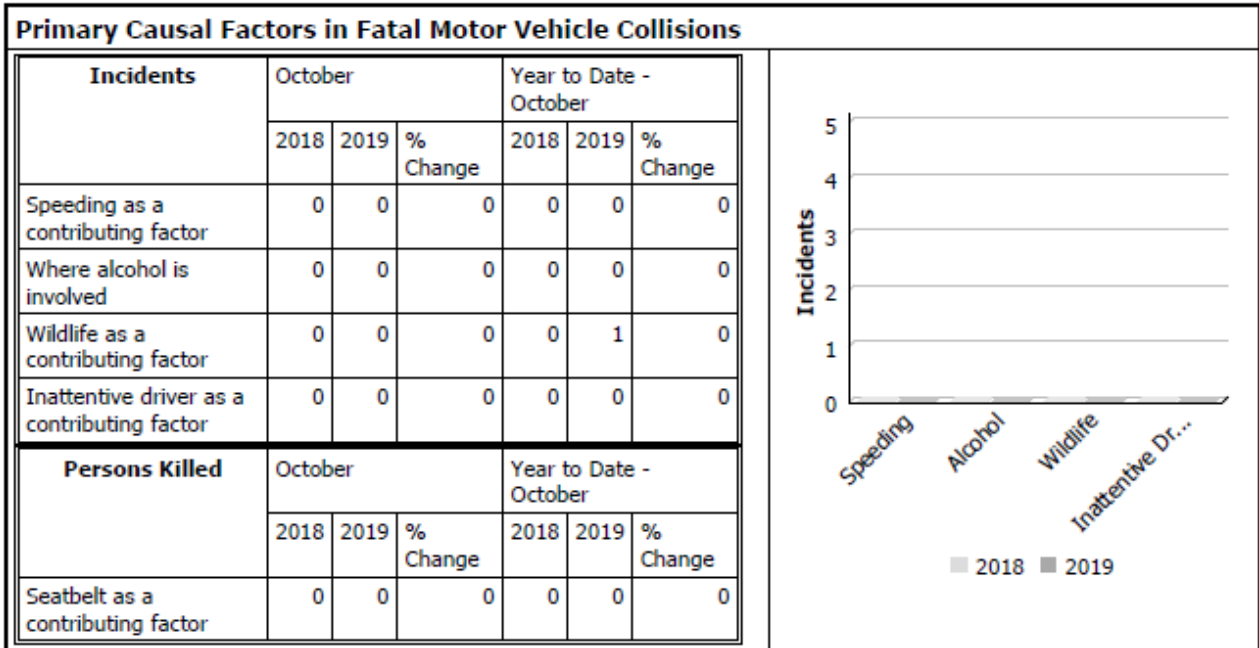
Persons Killed	October			Year to Date - October		
	2018	2019	% Change	2018	2019	% Change
Motor Vehicle Collision	1	0	-100.0%	2	1	-50.0%
Off-Road Vehicle	0	0	--	0	0	--
Motorized Snow Vehicle	0	0	--	0	1	--

**Detachment:** 2F - KENORA  
**Location code(s):** 2F00-KENORA  
**Data source date:**  
 2019/11/25

**Report Generated by:**  
 Clifford, Charlene

**Report Generated on:**  
 Nov 26, 2019 8:49:13 AM  
 PP-CSC-Operational Planning-4300

**Police Services Board Report for Kenora  
Collision Reporting System  
October - 2019**



**Data Utilized**

- SQL online application reporting system – OPP CRS 2.3.09
- Collision Reporting System Business Intelligence Cube

**Detachment:** 2F - KENORA  
**Location code(s):** 2F00-KENORA  
**Data source date:**  
 2019/11/25

**Report Generated by:**  
 Clifford, Charlene

**Report Generated on:**  
 Nov 26, 2019 8:49:13 AM  
 PP-CSC-Operational Planning-4300

**Police Services Board Report for Kenora  
2019/Oct**

<b>Public Complaints</b>	
Policy	0
Service	0
Conduct	0

**Date information collected from Professional Standards Bureau Commander Reports:** 2019-11-26

**Data Source**

Ontario Provincial Police, Professional Standards Bureau Commander Reports

- Includes all public policy, service and conduct complaints submitted to the Office of the Independent Police Review Director (OIPRD)

<b>Secondary Employment</b>
-----------------------------

<b>Daily Activity Reporting Patrol Hours</b>	
<b>Total Hours</b>	<b>2019/Oct</b>
Number of Cruiser Patrol Hours	479.00
Number of Motorcycle Patrol Hours	0.00
Number of Marine Patrol Hours	4.00
Number of ATV Patrol Hours	0.00
Number of Snowmobile Patrol Hours	0.00
Number of Bicycle Patrol Hours	0.00
Number of Foot Patrol Hours	58.75
Number of School Patrol Hours	58.25

**Data source (Daily Activity Reporting System) date:** 2019/11/23

**Detachment:** 2F - KENORA

**Location code(s):** 2F00 - KENORA

**Area code(s):** 2008 - Kenora (old association)

**Report Generated by:**  
Clifford, Charlene

**Report Generated on:**  
Nov 26, 2019 8:51:20 AM  
PP-CSC-Operational Planning-4300

## Kenora OPP Historical Data 2016-2019

Calls for service	January	February	March	April	May	June	July	August	September	October	November	December	Total
2016	1,040	1,093	1,132	1,231	1,181	1,242	1,354	1,249	1,461	1,076			12,059
2017	936	1,053	1,398	1,436	1,396	1,516	1,573	1,498	1,464	1,512			13,782
2018	1,237	1,292	1,414	1,490	1,522	1,431	1,576	1,469	1,358	1,375			14,164
2019	1,265	1,228	1,463	1,753	1,832	1,864	1,686	1,791	1,709	1,530			16,121

Sexual Assaults	January	February	March	April	May	June	July	August	September	October	November	December	Total
2016	5	1	2	4	6	4	3	3	5	4			37
2017	2	4	5	10	6	5	3	7	3	8			53
2018	3	3	5	3	6	0	5	3	6	8			42
2019	6	4	3	3	0	6	2	1	0	2			27

Assaults	January	February	March	April	May	June	July	August	September	October	November	December	Total
2016	18	20	30	21	24	14	22	28	32	26			235
2017	33	21	34	37	28	32	30	40	34	45			334
2018	28	24	31	31	36	21	29	33	39	23			295
2019	26	25	20	41	22	33	27	29	21	24			268

Robbery	January	February	March	April	May	June	July	August	September	October	November	December	Total
2016	0	0	0	0	1	1	3	0	0	1			6
2017	2	1	2	2	1	1	1	3	0	0			13
2018	0	3	4	4	2	0	1	1	1	0			16
2019	2	0	1	1	0	0	0	3	1	1			9

Break and Enter	January	February	March	April	May	June	July	August	September	October	November	December	Total
2016	20	4	1	2	2	3	5	10	6	2			55
2017	4	3	8	6	6	9	10	8	6	3			63

## Kenora OPP Historical Data 2016-2019

<b>2018</b>	3	4	5	5	4	7	16	14	5	10			73
<b>2019</b>	8	8	9	14	13	10	5	9	9	7			92

<b>Theft Under</b>	<b>January</b>	<b>February</b>	<b>March</b>	<b>April</b>	<b>May</b>	<b>June</b>	<b>July</b>	<b>August</b>	<b>September</b>	<b>October</b>	<b>November</b>	<b>December</b>	<b>Total</b>
<b>2016</b>	20	23	18	10	27	26	29	40	27	14			234
<b>2017</b>	4	17	15	23	31	35	34	25	36	45			265
<b>2018</b>	38	28	50	46	53	52	16	50	37	34			404
<b>2019</b>	45	22	38		45	43	5	27	19	40			284

<b>Fraud</b>	<b>January</b>	<b>February</b>	<b>March</b>	<b>April</b>	<b>May</b>	<b>June</b>	<b>July</b>	<b>August</b>	<b>September</b>	<b>October</b>	<b>November</b>	<b>December</b>	<b>Total</b>
<b>2016</b>	4	5	6	5	7	4	1	1	4	4			41
<b>2017</b>	2	5	5	8	9	8	12	6	8	5			68
<b>2018</b>	8	12	15	14	8	9	16	13	9	7			111
<b>2019</b>	10	6	8	26	6	6	5	8	13	12			100

<b>Mischief</b>	<b>January</b>	<b>February</b>	<b>March</b>	<b>April</b>	<b>May</b>	<b>June</b>	<b>July</b>	<b>August</b>	<b>September</b>	<b>October</b>	<b>November</b>	<b>December</b>	<b>Total</b>
<b>2016</b>	10	10	8	10	19	20	16	21	12	11			137
<b>2017</b>	4	8	12	12	17	21	27	20	9	16			146
<b>2018</b>	14	8	7	7	20	28	22	18	12	8			144
<b>2019</b>	7	14	11	14	23	22	25	9	12	18			155

<b>Highway Traffic Act</b>	<b>January</b>	<b>February</b>	<b>March</b>	<b>April</b>	<b>May</b>	<b>June</b>	<b>July</b>	<b>August</b>	<b>September</b>	<b>October</b>	<b>November</b>	<b>December</b>	<b>Total</b>
<b>2016</b>	42	33	69	30	76	78	101	64	91	62			646
<b>2017</b>	24	33	37	42	61	46	133	75	INC in OCT	106	0		557
<b>2018</b>	80	90	148	112	142	75	81	86	129	Inc In Nov	198		1,141
<b>2019</b>	74	32	26	61	105	49	57	*	48	63			515



## Kenora OPP Historical Data 2016-2019

Criminal Code Non-Traffic	January	February	March	April	May	June	July	August	September	October	November	December	Total
2016	161	133	135	91	122	119	119	101	73	109			1,163
2017	103	91	227	187	153	174	184	204	INC in OCT	238			1,561
2018	166	154	200	140	268	123	221	165	316	INC in NOV	324		2,077
2019	191	177	87	222	182	168	111	*	67	106			1,311

Traffic Related Speeding	January	February	March	April	May	June	July	August	September	October	November	December	Total
2016	11	1	6	9	21	23	48	34	104	31			288
2017	6	9	5	9	20	14	49	11	Inc in OCT	106			229
2018	32	46	65	61	83	29	27	32	65	INC in NOV	103		543
2019	32	11	14	39	40	8	24	*	22	36			226

Impaired	January	February	March	April	May	June	July	August	September	October	November	December	Total
2016	7	9	6	4	10	5	14	10	7	11			83
2017	1	6	8	11	5	6	20	20	INC IN Oct	21			98
2018	8	4	7	12	14	12	17	9	8	14			105
2019	1	*	*	*	*	*	*	*	*	*			1

General Patrol Hours	January	February	March	April	May	June	July	August	September	October	November	December	Total
2016	1,925	1,789	1,839	1,843	1,645	1,547	1,320	1,560	1,512	1,760			16,739
2017	1,551	1,538	934	1,386	1,525	1,058	1,071	1,068	718	496			11,344
2018	532	443	549	455	335	390	352	325	435	427			4,244
2019	445	327	341	368	334	294	378	302	434	479			3,700

Foot Patrol Hours	January	February	March	April	May	June	July	August	September	October	November	December	Total
2016	150	140	107	127	120	125	145	94	55	62			1,124
2017	62	87	49	64	83	82	42	115	76	44			703

**Kenora OPP Historical Data  
2016-2019**

<b>2018</b>	60	38	43	57	39	55	57	98	69	58			574
<b>2019</b>	47	38	37	65	135	176	196	85	57	59			896